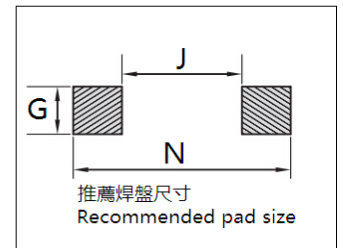
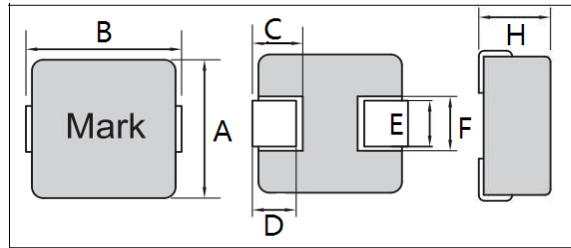



Anruike/安瑞科 车规级电感 ASDC 系列 (采用不锈钢粉压铸)

外型及尺寸 Shape and size (unit: mm)

Anruike/安瑞科 www.anruike.com Tel:0755-29805463



产品型号	A	B (Max)	H (Max)	C	D	E	F	N	J	G	unit package
ASDC1045	10.0	11.5	4.5	2.5	2.0	3.0	5.0	13.6	5.4	4.1	500PCS/R

电气参数 Electrical parameters

Anruike/安瑞科 www.anruike.com Tel: 0755-29805463

产品型号 Part NO	电感量 Inductance L (uH) ±20%	测试条件 Test Condition	直流电阻 (mΩ) DCResistance		温升电流 Heat Rated Current (A)Max	饱和电流 Saturation Current (A) (Max)
			Typical	Max		
ASDC1045-R22M	0.22	100KHz/1.0V	0.7	0.9	36.0	63.0
ASDC1045-R39M	0.39	100KHz/1.0V	0.9	1.0	33.0	47.5
ASDC1045-R47M	0.47	100KHz/1.0V	1.2	1.5	31.5	42.0
ASDC1045-R56M	0.56	100KHz/1.0V	1.5	1.6	26.5	38.0
ASDC1045-R68M	0.68	100KHz/1.0V	2.0	2.2	25.0	35.0
ASDC1045-1R0M	1.0	100KHz/1.0V	2.7	3.2	22.0	34.0
ASDC1045-1R5M	1.5	100KHz/1.0V	5.8	7.0	14.0	16.0
ASDC1045-2R2M	2.2	100KHz/1.0V	11.0	13.2	11.0	14.5
ASDC1045-3R3M	3.3	100KHz/1.0V	13.2	15.0	10.0	13.0
ASDC1045-4R7M	4.7	100KHz/1.0V	16.0	18.5	8.5	10.5
ASDC1045-5R6M	5.6	100KHz/1.0V	21.5	24.0	7.5	9.5

本页面未能录入全部或最新的参数, 仅供参考, 请您在订购前向本公司索要精准参数及样品。

Reference for this page failed to input all or most new parameters, please ask for the precision parameter and sample to the company before the order.

* K 表示电感值的公差为±10%, M 表示电感值的公差为±20%, N 表示电感值的公差为±30%。

K said inductance tolerance is ±10%, M said inductance tolerance is ± 20%, N said inductance tolerance is ±30%.

深圳市安瑞科电子有限公司/優質電感專業製造商.....Tel:0755-29805463,27994543 Fax:0755-29805221

<http://www.anruike.com> E-mail: ark@anruike.com